



REPRESENTATIVE OFFICIATING ACCREDITATION



CRICKET
AUSTRALIA



CRICKET
ACT



NORTHERN TERRITORY
CRICKET



CRICKET NSW



QUEENSLAND
CRICKET



CRICKET
TASMANIA



SACA



WA
CRICKET

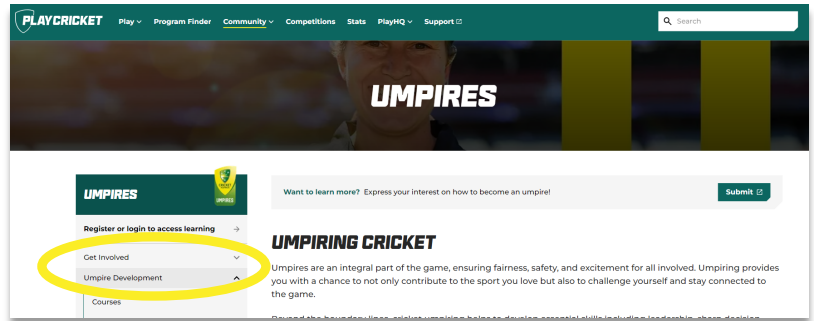


CRICKET
VICTORIA

This guide will step umpires through how to register for the Representative Officiating Accreditation.

Step 1

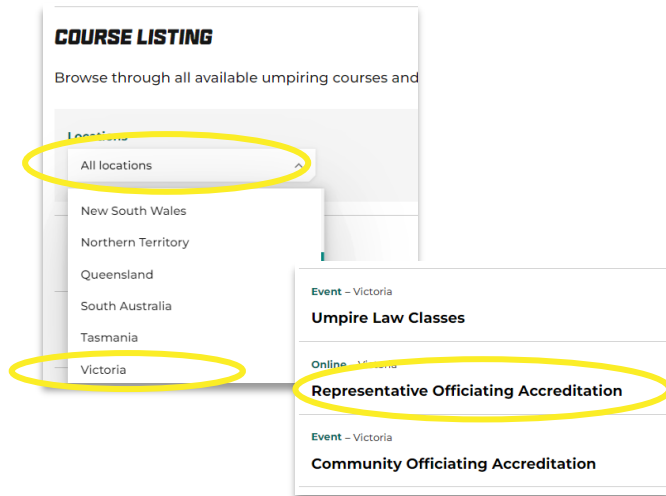
To begin, [click here](#) or visit PlayCricket Umpire home page, select **Umpire Development** followed by **Courses** on the side menu.



Step 2

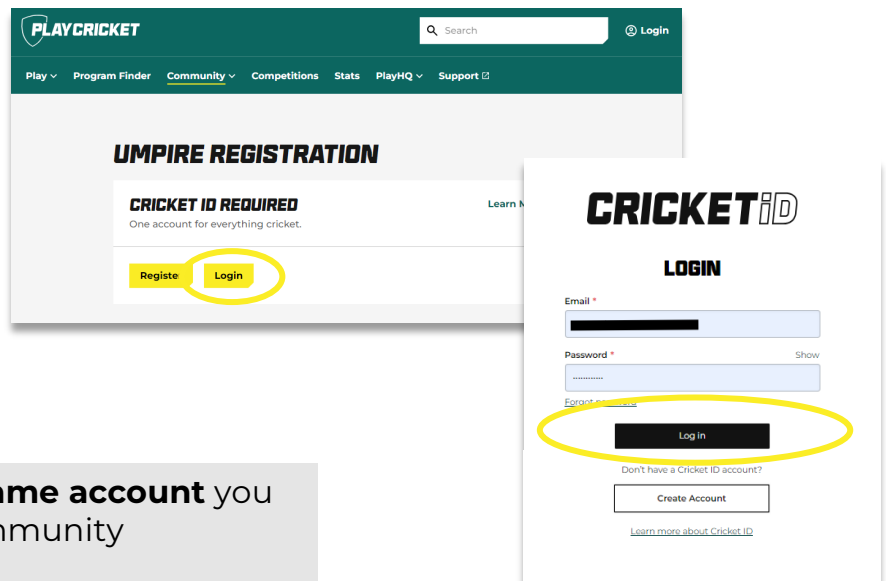
Click on the drop-down menu, select your **State or Territory**

From the list select **Representative Officiating Accreditation**



Step 3

Select **Login** and follow the prompts to complete the login process.

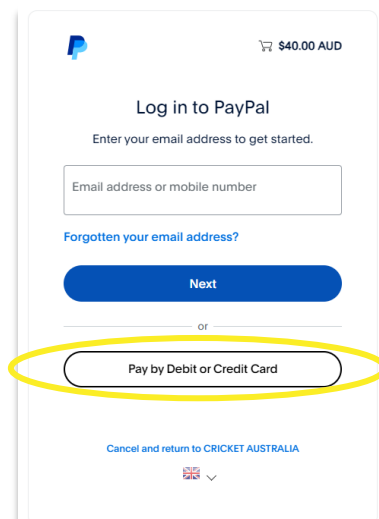
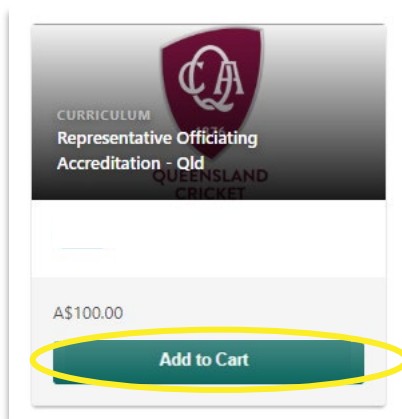


Make sure to log into the **same account** you used to complete your Community Officiating Accreditation.

Step 4

Select **Add to Cart** to process to the payment.

Payment is made through PayPal, you don't require an account to check out. Simply click Pay by Debit or Credit Card.

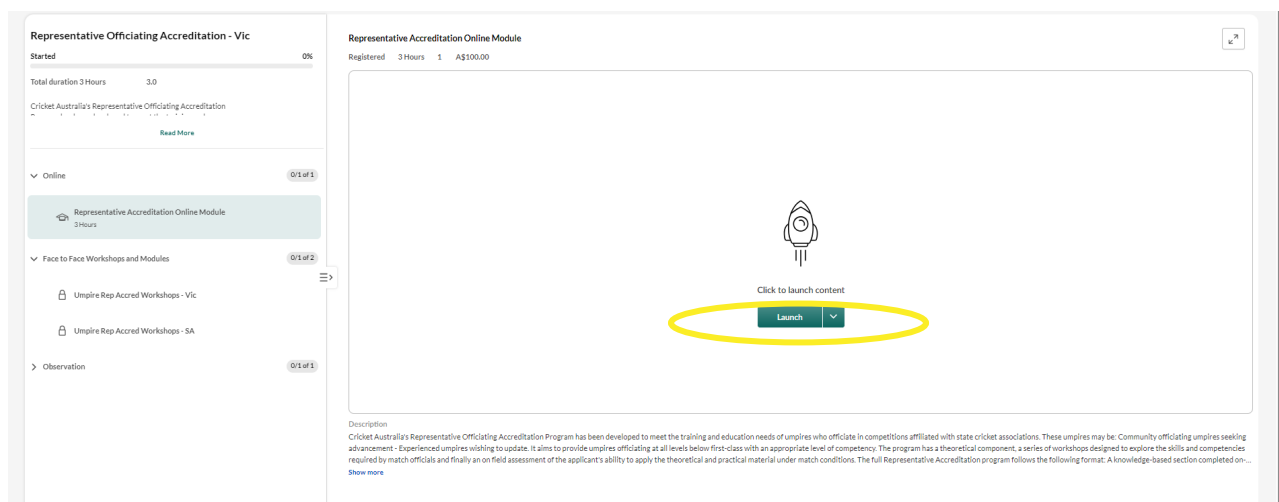
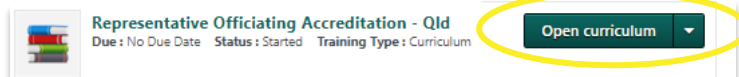


Step 5

Click **Open Curriculum** to commence learning.

The first component of this Accreditation is an online module.

We recommend setting aside one hour to complete.

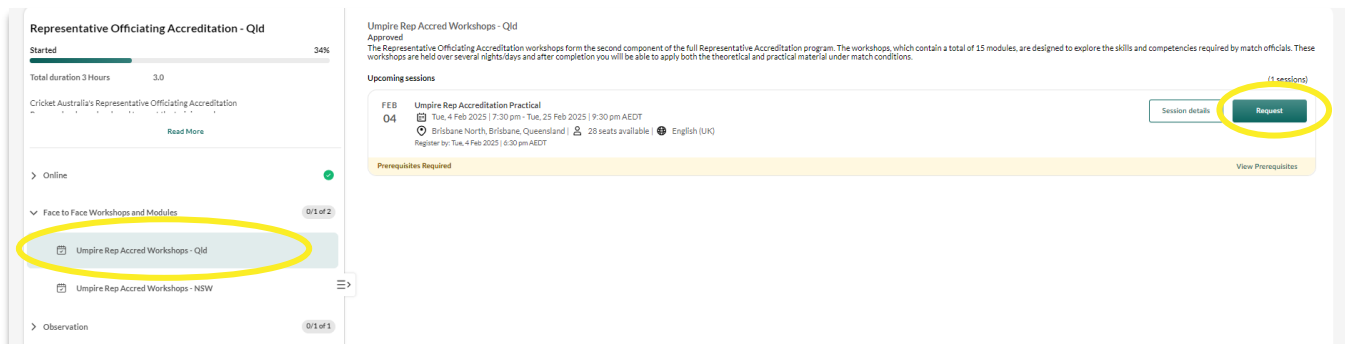


Step 6

After completing the online component, you can now register for a face-to-face session.

Choose your location from the menu to see upcoming sessions.

When you've found a session, you'd like to join, click **Request to register**.



Step 7

In the lead up to the course, expect to receive communication from your State or Territory with relevant information about the course day.

Attend and actively participate in the course!

Step 8

Following the course and your final assessment, the course administrator will mark your attendance in the Learning Management System.

Once this step has been completed, you will receive an email confirming you have completed your **Representative Umpire Accreditation!**

To view and print your certificate please complete the following steps:

1. Navigate to your profile
2. Select 'My Training Record'
3. Select 'Completed' to access the completed courses
4. Click on the drop-down button and select 'View Certificate' - this will allow you to print it as well.

