



# ADVANCED COACH ACCREDITATION



CRICKET  
AUSTRALIA



CRICKET  
ACT



NORTHERN TERRITORY  
CRICKET



CRICKET NSW



QUEENSLAND  
CRICKET



CRICKET  
TASMANIA



SACA



WA  
CRICKET



CRICKET  
VICTORIA

The Advanced Coach Accreditation is tailored to coaches seeking to enhance their knowledge of coaching and the game of cricket. This course will broaden coaches' understanding of the sport, sharpen their professional cricket skills, improve their ability to build relationships, and foster deeper self-awareness as a coach.

Coaches are required to complete online modules prior to attending face to face session(s) with run by their State or Territory.

## Pre-Requisites

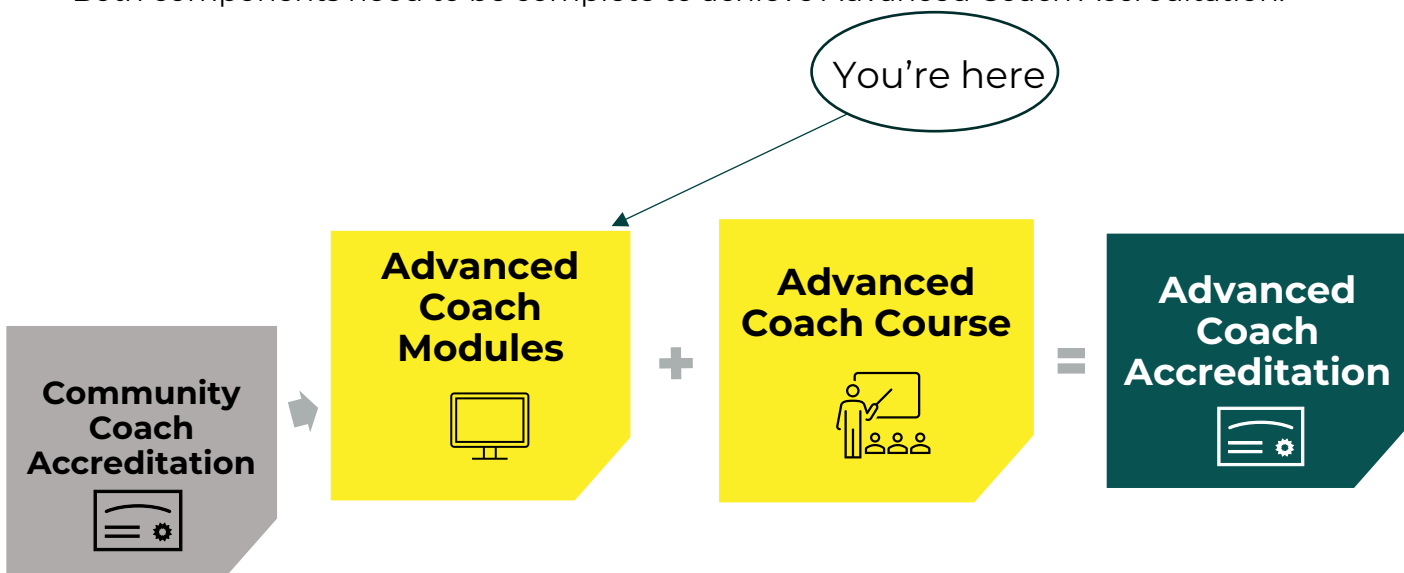
- Community Coach Accreditation

## Cost

- Online Modules are free for all coaches
- Starting at \$150.00 for face to face session

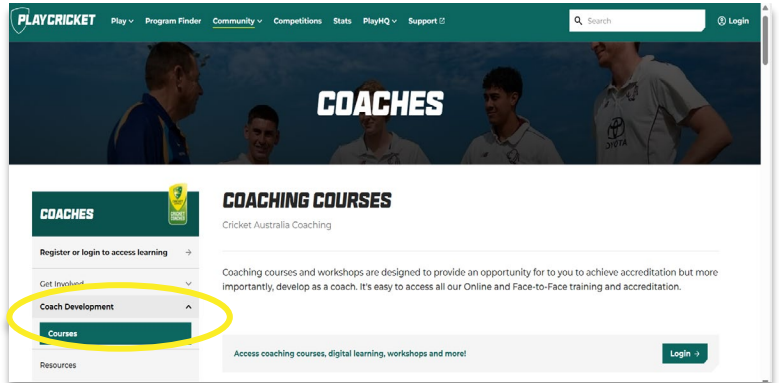
## Journey

- This learning is the second and final formal learning for coaches who are coaching in the Community Cricket context.
- Both components need to be complete to achieve Advanced Coach Accreditation.



## Step 1

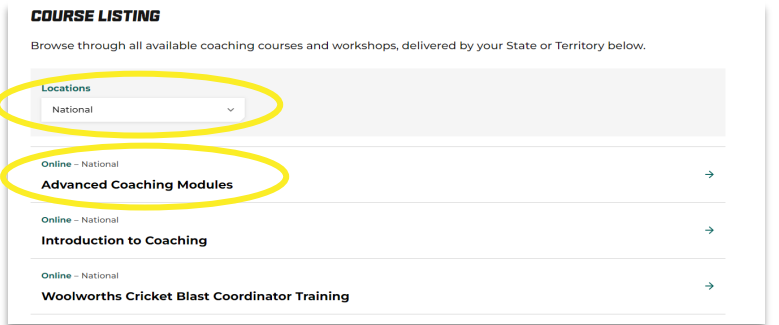
To begin, [click here](#) or visit PlayCricket Coach home page, select **Coach Development** followed by **Courses** on the side menu.



## Step 2

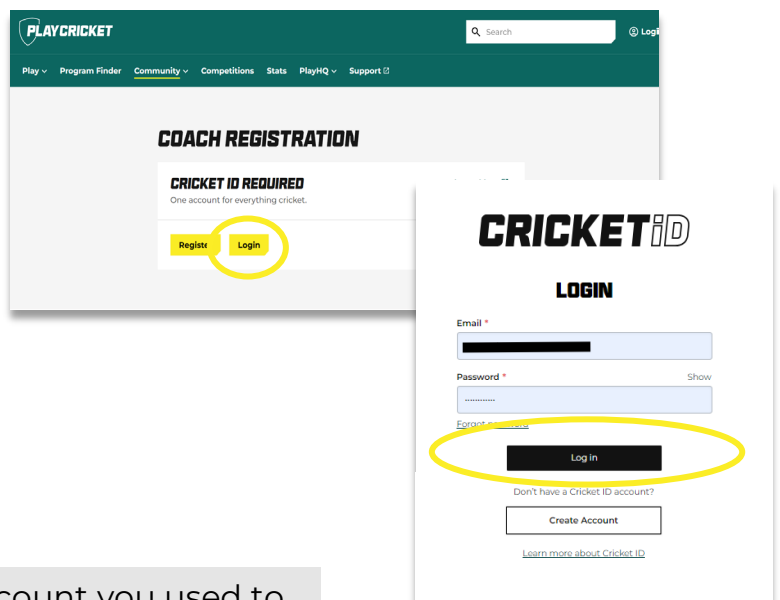
Click on the drop-down menu, select **National**

From the list select **Advanced Coaching Modules**



## Step 3

Select **Login** and follow the prompts to complete the login process.



Make sure to log into the same account you used to complete your Community Coach Accreditation.

## Step 4

Select **Launch** to access the modules

All modules are self paced. You can log in and out as many times as you need to complete the course.

Advanced Coaching Modules

Started 0%

Total duration 3 Hours 15.0

These online modules provide the basis for further

Read More

- Coaching Cricket in Australia 30 Minutes
- Coaching 30 Minutes
- Prepare to Perform 30 Minutes

Coaching Cricket in Australia

Started 30 Minutes 3.0

Click to launch content

Launch

Coaches need to complete the workbook featured in Module One and bring along to the workshop.

## Step 5

Once you've successfully completed the Advanced Coach Modules, it's time to register for a face-to-face session.



Your training is completed

To begin, [click here](#) or visit PlayCricket Coach home page, select **Coach Development** followed by **Courses** on the side menu.

**COURSE LISTING**

Browse through all available coaching courses and workshops, delivered by your

Locations

Queensland

Event - Queensland

**Representative Coaching Course - Expression of Interest**

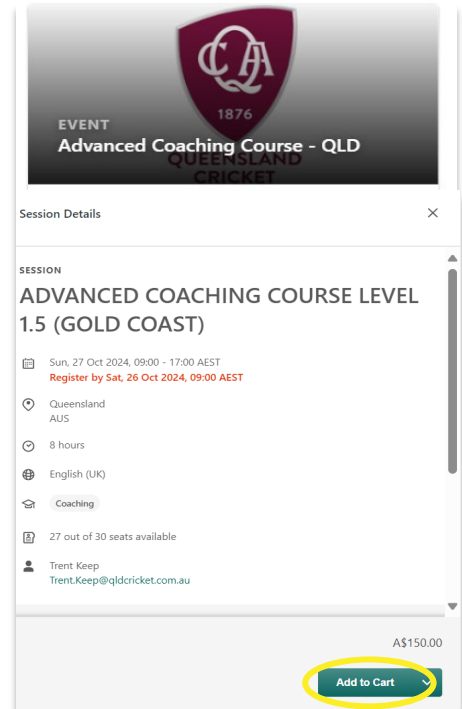
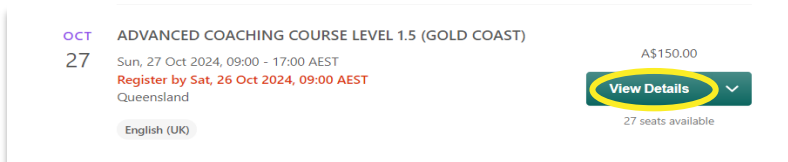
Event - Queensland

**Advanced Coaching Course**

## Step 4

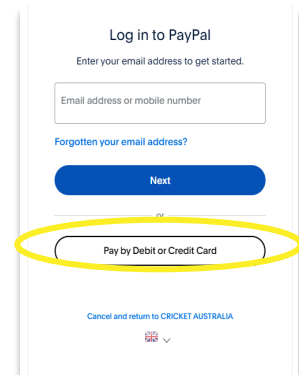
Find the course date and location, you would like to attend and click **View Details**

Read through the details of the course and select **Add to Cart**.



## Step 5

Payment is made through PayPal, you don't require an account to check out. Simply click Pay by Debit or Credit Card.



## Step 6

In the lead up to the course, expect to receive communication from your State or Territory with relevant information about the course day.

**Attend and actively participate in the course!**

## Step 7

Following the course, the course administrator will mark your attendance in the Learning Management System.

Once this step has been completed, you will receive an email confirming you have completed your **Advanced Coach Accreditation!**

To view and print your certificate please complete the following steps:

1. Navigate to your profile
2. Select 'My Training Record'
3. Select 'Completed' to access the completed courses
4. Click on the drop-down button and select 'View Certificate' - this will allow you to print it as well.

