



# JUNIOR COACH COURSE



CRICKET AUSTRALIA



CRICKET ACT



NORTHERN TERRITORY CRICKET



CRICKET NSW



QUEENSLAND CRICKET



CRICKET TASMANIA



SACA



WA CRICKET



CRICKET VICTORIA

The Junior Coach modules were developed for junior cricket coaches to connect with junior sport development in the cricket context. The modules include key junior development philosophies, strategies and resources that will help to create fun and engaging junior cricket environment.

Throughout the ten modules, coaches complete several self reflection statements that are combined into a final report.

The modules are completed on the CA Coach App.

## Pre-Requisites

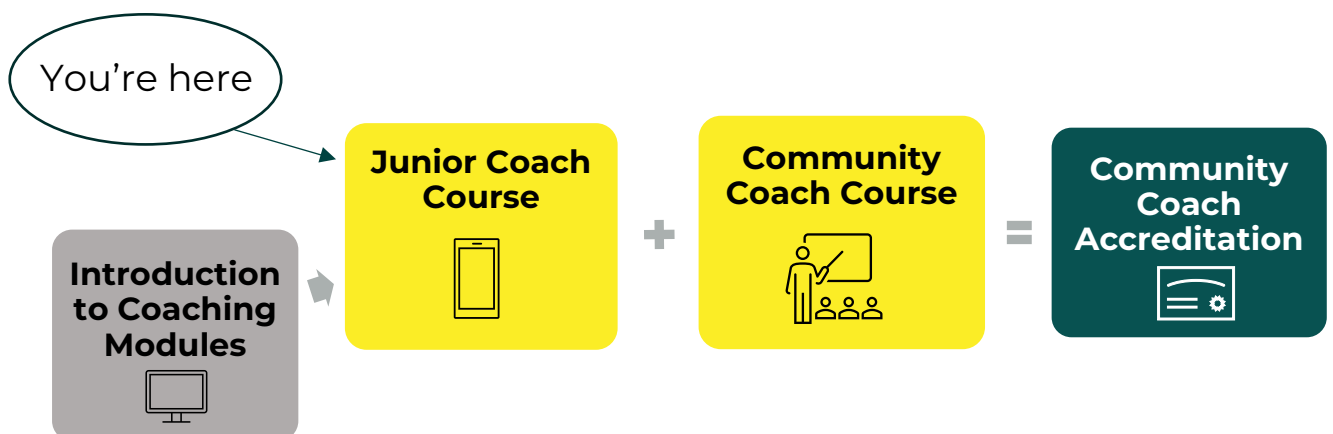
None. However, we recommended you first complete the **Introduction to Coaching** Modules.

## Cost

None. The modules are freely available to all registered coaches and volunteers.

## Journey

This course forms Part A of the **Community Coach Accreditation** and is the pre-requisite to Part B – the **Community Coach Course**.



# JUNIOR COACH COURSE



## Step 1

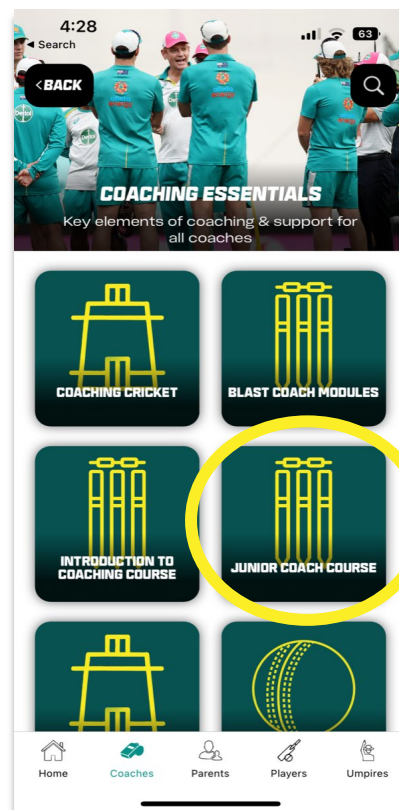
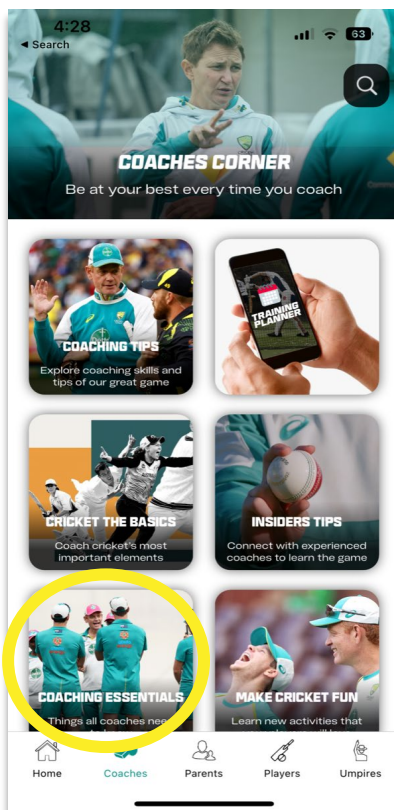
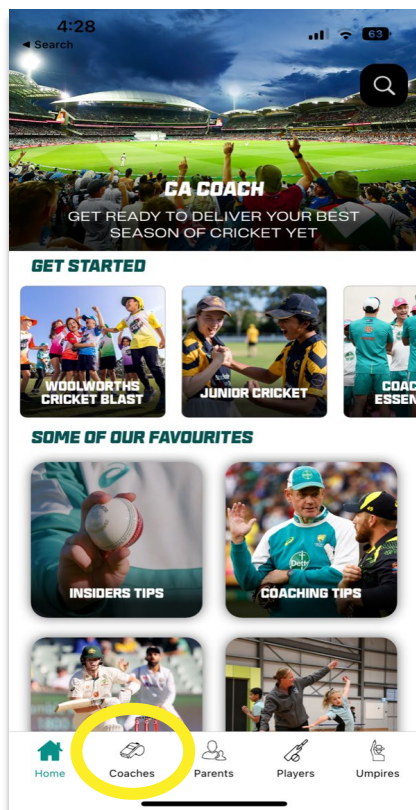
Download **CA Coach App** from App Store (iPhone) or Google Play (Android) to your phone or smart device.



## Step 2

To access the **Junior Coach Course**:


- Select **Coaches** on the footer menu
- Select **Coaching Essentials**
- Select **Junior Coach Course**



## Step 3

To commence the course, select the **Introduction** module.

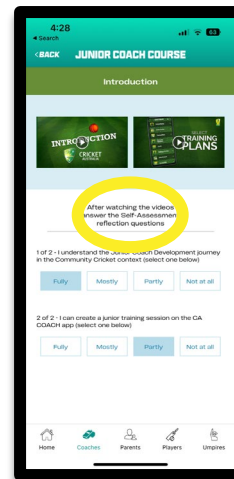
You can complete the other modules in any order.



## Step 4

To watch videos, click on play button.


After you have watched the videos within the modules, it's time to complete the self-reflection questions.



## Step 5

Once you've completed all ten modules, your screen should look like this.

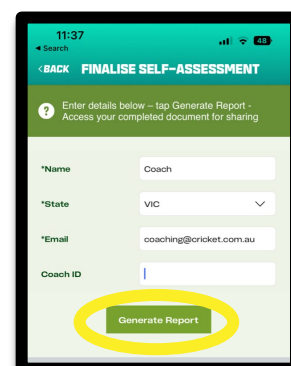
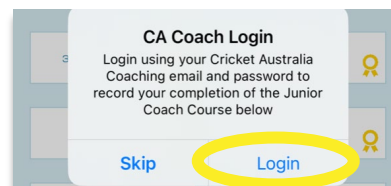
Select **Finalise Self Assessment**



## Step 6

When prompted select **Login** to your Cricket ID.

Ensure your details are correct then select Generate Report.



If you log in to Cricket ID, this course is recognised on your Learning account.

## Step 7

Once you have generated your report, we recommend you either:

- Email it yourself
- Take a screenshot
- Print it

Save it somewhere you'll remember.



## Step 8

**Congratulations,** you have now completed Part A of the **Community Coach Accreditation!**

To complete Part B of the Accreditation, you need to register and attend a Face-to-Face course run by your State or Territory.

Require further assistance?  
Please contact [coaching@cricket.com.au](mailto:coaching@cricket.com.au)  
or your State/Territory Cricket contact.